

CHINA BUILDING MATERIAL MAGAZINE

中国建材通讯


• 2018 1 124 •

0815-L0074

2018
T1000



中国建材集团有限公司
China National Building Material Group Co.,Ltd.






Contents

2018 1 124



中国建材集团有限公司		
北京市海淀区复兴路17号	1	
国海广场2号楼		
100036		
010-68138037	4	2018
010-68138057	5	T1000
<hr/>		
zhgjctx@126.com	6	
中国建材集团所属企业		
北京联合互通彩色印刷有限公司	7	
每月10日出版		
3000	8	
中国建材集团办公室编印	9	2017
<hr/>		
	2018	
	11	2018
	16	2018
	16	2017
	19	2018



20

2018

24

2018

27

28

32

38

40 136

42

44 " "

46

14

48

T1000



2018

“

”

“


”

“

”



T1000









2017



2018



2017

3042

111

668



+

KPI

" 1"

2017
2018
2018

"

" "

" 2018

"

"

"

"

"

"

2017

2017

1+1>2

“ ”
“ ”
“ ”



2017

2017

2017


2018

“ “ “ “ “ “



” 2018

” ”



18

2018

13

1
450

2017



" 1+1>2 "



8

H

99.9%

3 7

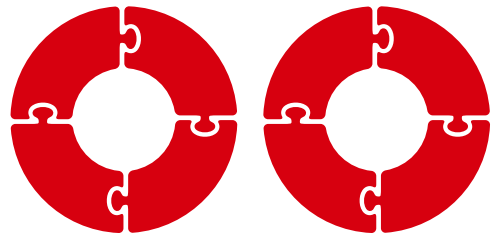
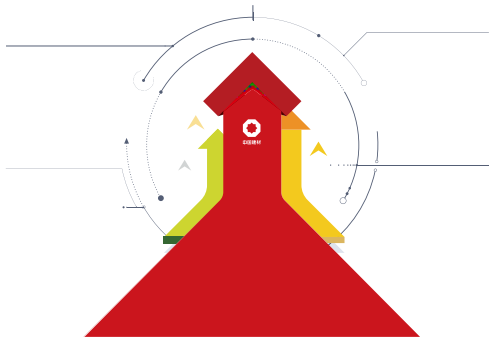
17

13



30


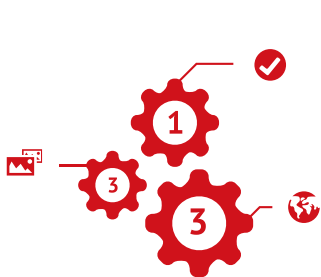
. " " "
 . " "
 . 11
 . 10
 . 419 2336
 . " " 1042
 .





.
 .
 . " "
 . " "
 . " " "
 . " " "
 .



2018









•

•

•



•



•



•



•



•

2018



23

2017

" " " "

" "

2017

2018



“ ” “ ” “ ” “ ” “ ”

“ ”

2018

3

2018

“ ” “ ” “ ”

”

23

200

2018

中国联合水泥有限公司党委

124

51

43

2

KPI

KPI

199

" "

"

"

"

" " 136

"

-

-

" "

"

" "

"

" 1+N"

KPI

"

"

中国建材集团有限公司董事长、党委书记 宋志平



“

”

“ ”

“ ”

“ ”

“ ” “ ”

”

”

“ ”

65%

1.

" "

"

"

"

"

"

"

2.

6.5

"

"

PACSOFT

200

4.17%

26.97%

3.

1

4.

"

"

2016

2012

15
Torre Miria

Torre

Miria

3. " "

Nasfund
Nambawan Super

BNBM

170 BNBM
80% 30- 60

BNBM

BNBM

" "

1. 500

93%
2- 3 45- 70

2.

10 32 5 140
70



18
350
" "2016
3
30
1 2017 5
11 2
2007 2017 11
3 2018
" 2018
3
100
2015
2016
167% 2017
65% 13% 2015 11
673
85%

136

山东工业陶瓷研究设计院党委

" 136"



" 136"

"

"

"

"

"

"

"

"

"

"

"

14 "

"

185

"

"

20

"

"

"

"

2.

"

"

"

"

"

1.

"

"

"

"

3. " 260 124% 2445
3400 272%
6143
42 " "
" " "

4. 4

5. " " 80
6200 2.2 84 56
70% 80% 2 7
80% 6

" " "

6. 900 11 " " 7
" " "

25 / 14
7

" 136"
"
" " " "

2017 6.7



2787

" "

" --- "

2017 11

2012- 2020

"

" "

"

60%

PTFE

2010

Ý

" " " "

2016
1.6



”



4m	50m /min	2010	12	3.4	2017	18.09%
		9.3	2010- 2016			37.05%
					23	13.33%
—			CNG			
"			25.7			
"				2015	8	"
				100%		"
				PE		

“ ”

2011 2012

2015

“

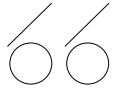
”

2009 8 - 2013 3

“ ”

“ ”





" "

— —

" "

"

"

29

2013 4

20%

" "

19%

4%

"

- -

"

7 1

47% 24%

9

168

43

" "

14%

15%



