

CHINA BUILDING MATERIAL MAGAZINE

# 中国建材通讯


• 2018 2-3 125-126 •



0815-10074



**中国建材集团有限公司**  
China National Building Material Group Co.,Ltd.





“

”

GDP 6.5%

“

”

“

”

“

”

“

”

“

”

“

”

“

”

“

”

“

”

# Contents

2018

2-3

125-126



1

4

5

6

7

8

2017

9

10

24

33



34

36

38

42

44

47

50

52

54

56

58

60

62

63

64

13



B 9











— ~~жыл~~ Э i BC21É PÖy •A - À E

2017-2018 1345 91.2  
35

2006 9

26 3.8

14

“ ”



2017



2017

2017

7 23

23

“ — — ”

5

“ ”

6



3 12-16



AI

“ ”

“ ”

“

”

КП

“

”

“ ”

“ ”

“

” “

”



2 26

“

”



—

:

1



A

2000

20

15

10

2016 8 26

2002

2003

15

15

2002

65

36

3042

15

BPB

70

500

2016

259

500

230



3.8                      26                      1

2014 7

100

2018                      40

F



---

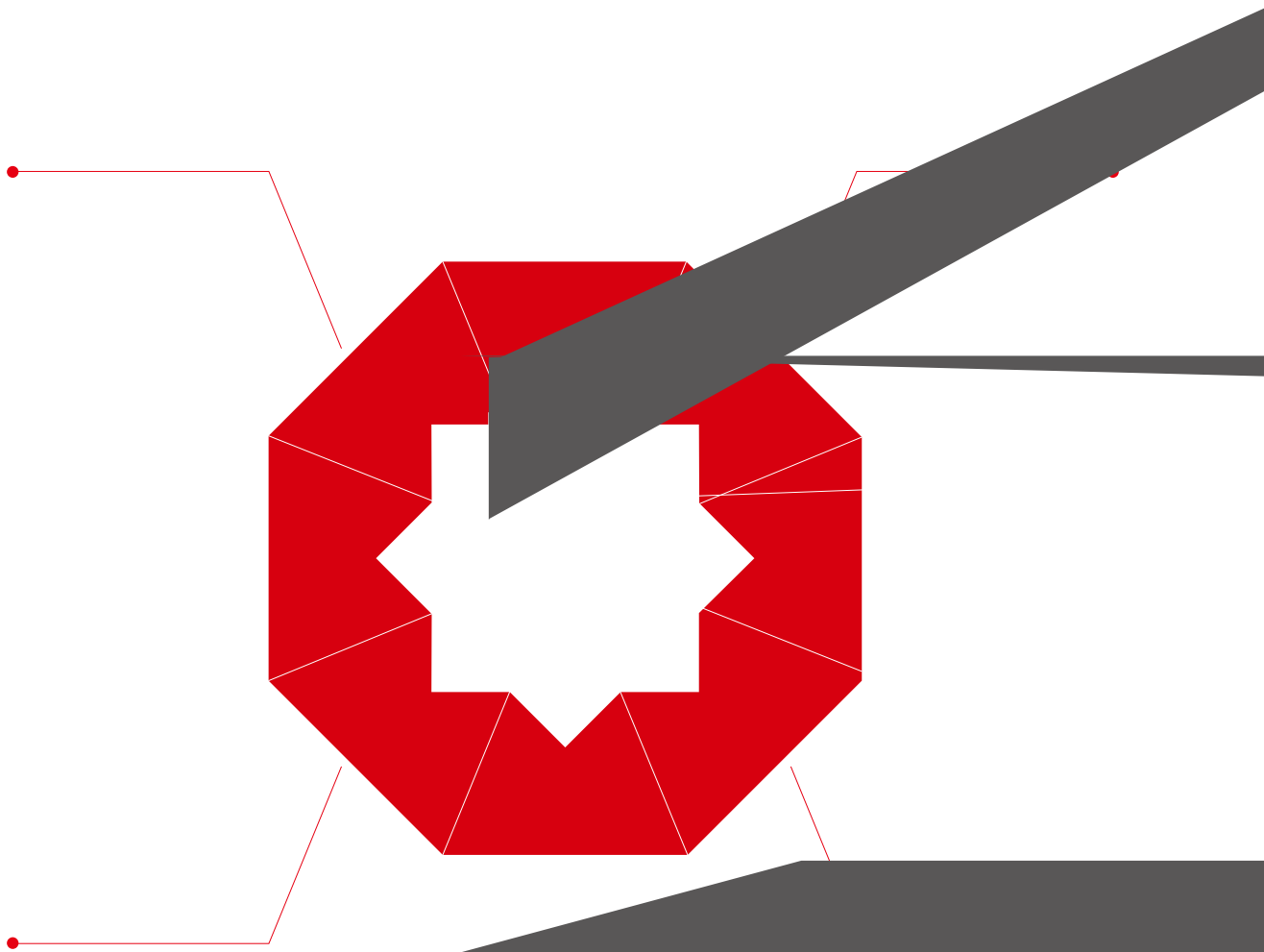
2000

99.9%

2005

CNBM

CNBM





1972



=

+


v

2005

2016

25

T800 T1000













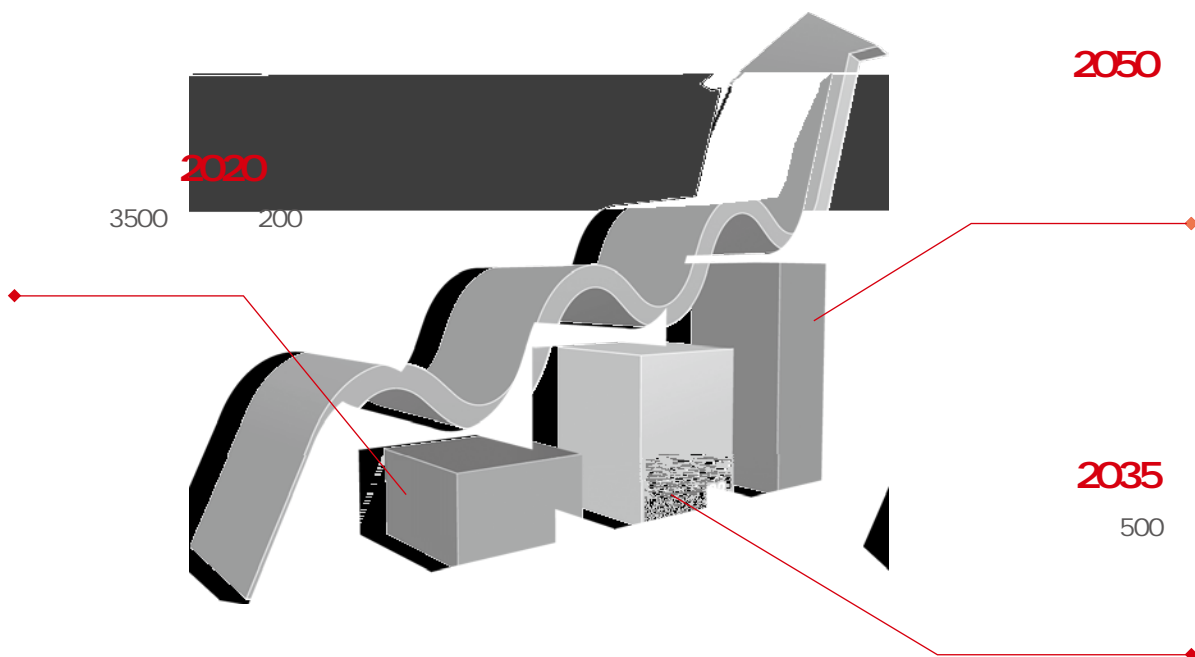
AI

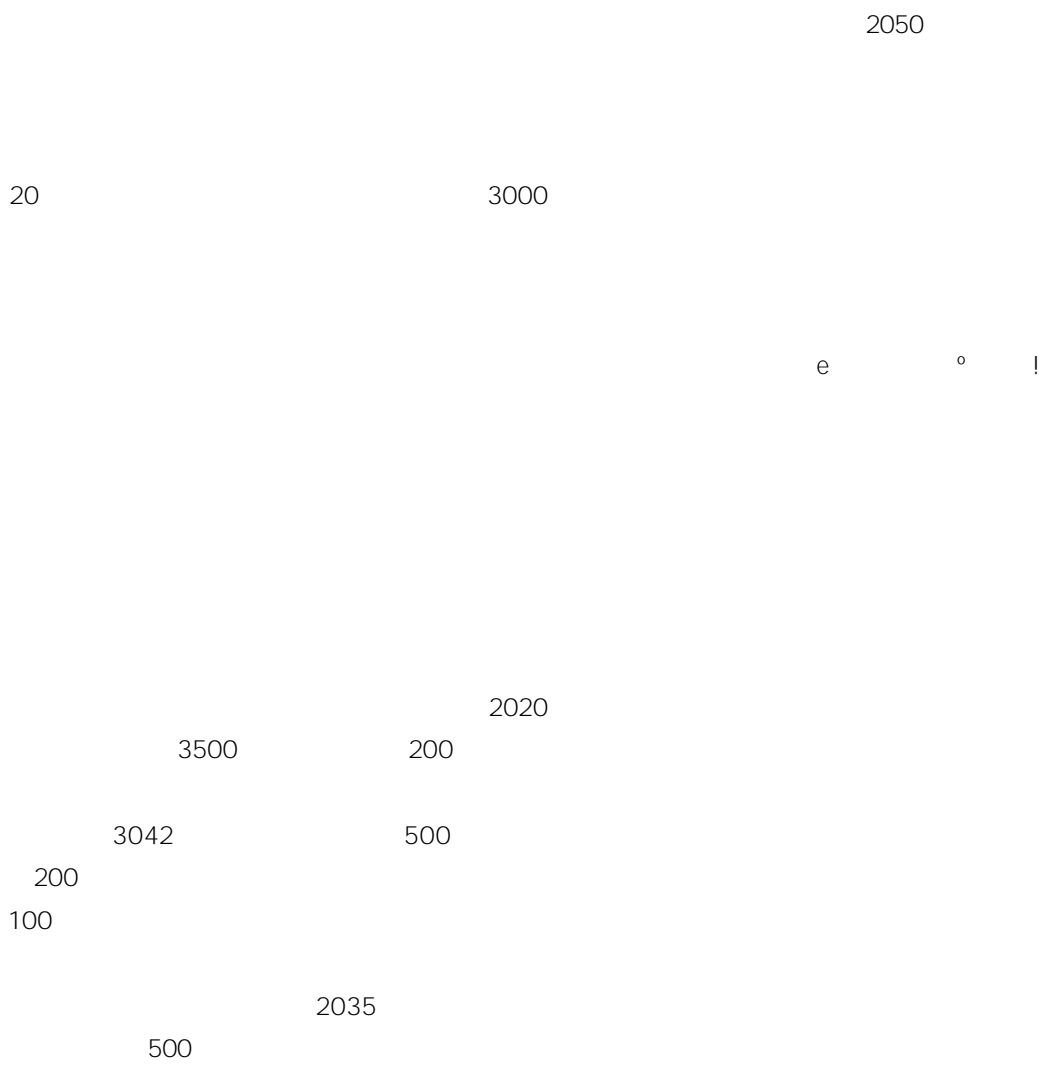
15

5+2 +

30

AI





---

20%

20%



---

2017

8

“ ” “ ” “ ”

“ ”

40

“ ”

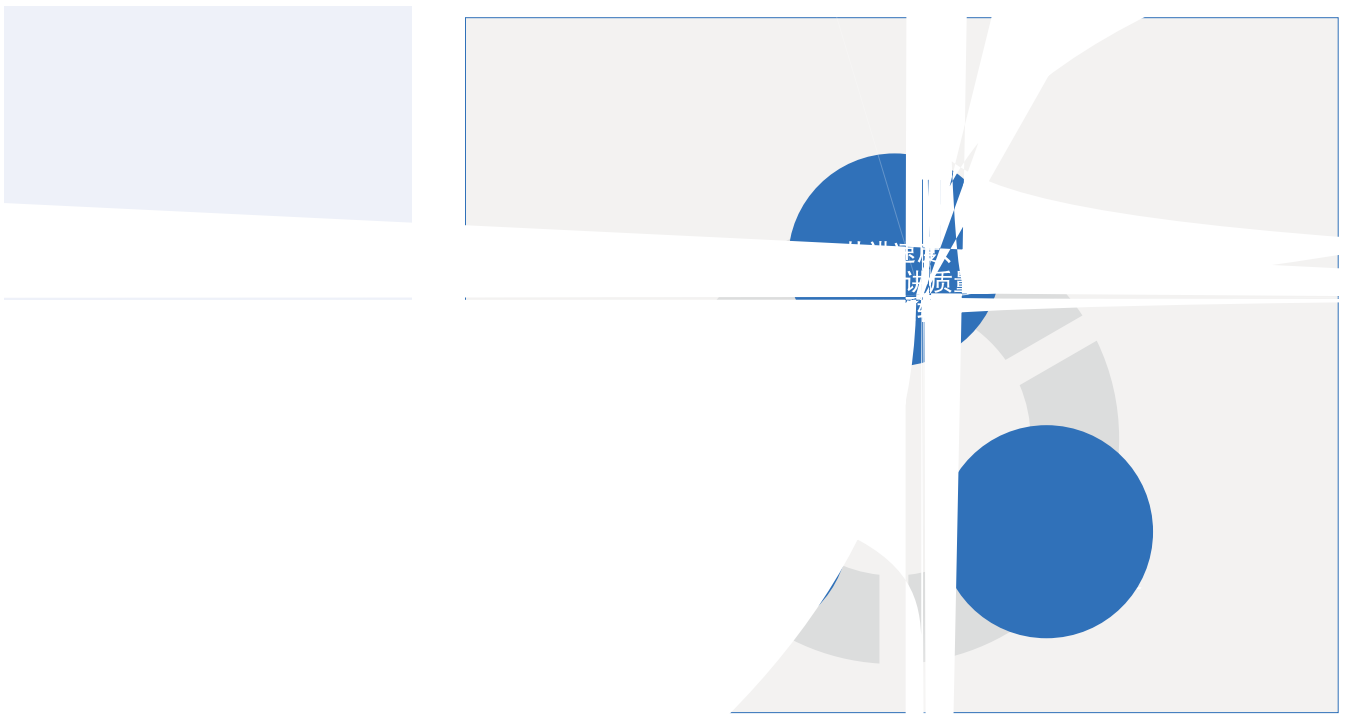
“ ” “ ” “ ” “ ”



“ “ “ “

“ “

“ “



2003

2002

36

2017

2002 2017 15

3042

2002

1000

GDP

10

2017

GDP 82.7

2002

2000

7.3

2017

23.4



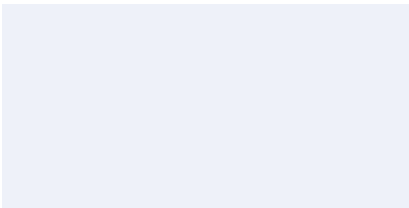
GDP

32.5

2500

40

500

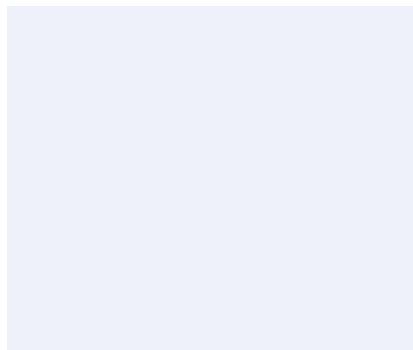
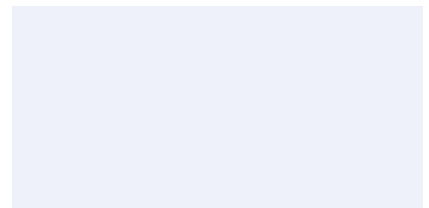



1912

32.5

70%

300





2017  
3.6%  
8.2

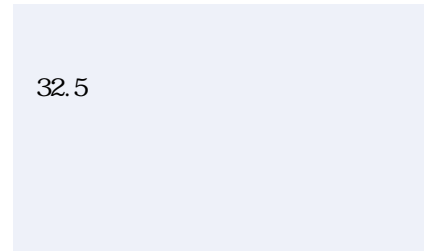

3  
%  
).



23.4  
8

2500

9150      18%      877  
94%  
2011



30

34

100

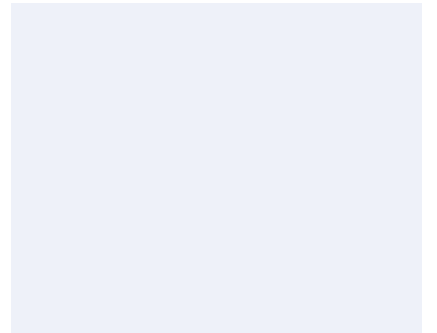
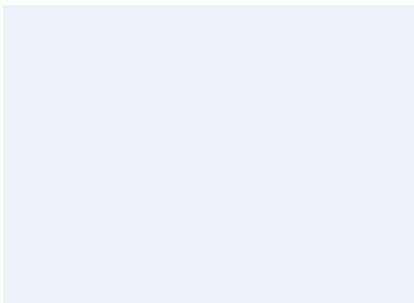
32.5

32.5

95%

5000  
4800 1.6  
1.1  
5000  
900


50%  
32.5  
2500



: 4


d h Z 2  
Ç "






25      8   25  
 15 16  
 10                  100

AI





500                    115  
48                    18  
500  
500



2017 7.5  
8% 5173 17%

2017

v



v






9/ 11

2008



call



“ ”



130

31

20





— —

65% - 70%

2

438

336

80

20  
70%

2017

30

1

— — " "

30

30

2000

500

75

30



350f/h

.....

CALL

“

”

“

”

—




500f/d

2001



2016

2010  
2016 7  
500 18



1989

900 p1500


噫

19

+








“ ”

.....

“ ”

STG





2017 12 5

“ ”

---

STG4200tpd

2\*6000tpd

2018


2017



2018  
Langeon maeankinga

24

2017  
21



Kidll Shadpoh

2012

Ggenfogd fogl i

480

Ggenfogd fogl i



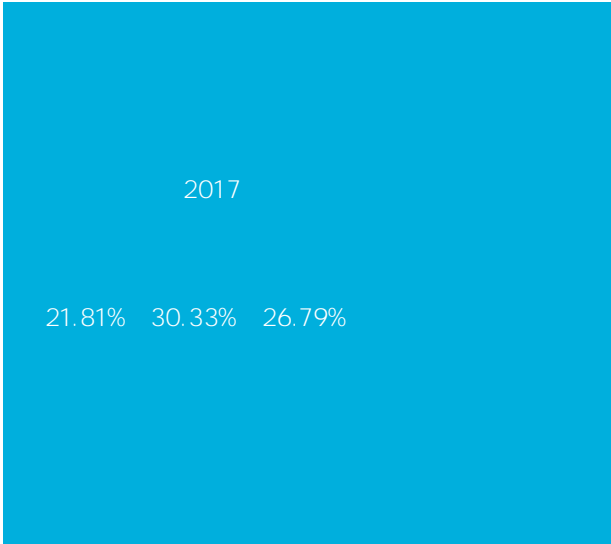
Langeon maeankinga


Langeon maeankinga





GU3	DEV3		FAC	UNICEM	1	MBE
BISKRA	34	PAC	DEVNYA	2016- 2017	PAC	
	BISKRA	UNICEM				





14

2017

110

KPI

KPI



300



199 1  
2

2017  
644 20142  
2017 26

2018

2017 31  
3

2017





---

30

- -

45%

- -

200

2014

2016

2016

" "


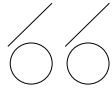
5000

100%

40%

2014 1

- -



2015

5000f/d

2016

4200

4000

C2+11

C2+11+5

70%  
15 /

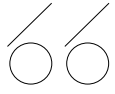
10%

2016

1992

131

20



---

	2013			30
	131		13	
			10	
			3	
TC		1		2
			20	2014
			2016	2017



“

”

— —

2009 12 - 2017 7

115

1 - 100

MWANZA ARUSHA

30%

2007 7

2017

2015

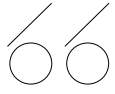
2016

90%

2017

300

10



2017

BNBM

F fo

C





## 董事长带着我们演《绒花》

.....

——

“

——

”

“ ” “ ”

”


“ ”

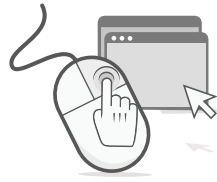
.....

”

“







01

CNBM

45

48

40

02

2018 3

55

04

12


12

35

03

05

2018



3 2

3 2  
14410

3 2 3 4  
38558




Ahancie

300w 300

18.2%

17.9%



# 震撼 感动 压力

---

FAST  
20

80 90

30

# 我的国 我为你歌唱

## 七排律 大国重器

—

“ ” “ ” FAST

## 水调歌头

—

## 祖国 为你唱一首歌





国家行政学院  
CHINA NATIONAL SCHOOL OF ADMINISTRATION





